



SODERHAMN

CHIP SCREENS



Models

CS-26


CS-27

CS-28

CS-30

All sizes readily available. Quick, easy installation. Engineering assistance for complete chipping operations.

Horizontal rotating action of Soderhamn Chip Screens offers smooth, dependable, accurate screening, with less vibration than any screen on the market today. Practically maintenance-free, they are ruggedly built of heavy gauge, rectangular and square tubing. They are cross-braced and welded to provide continuous high production, high quality screening for many years.



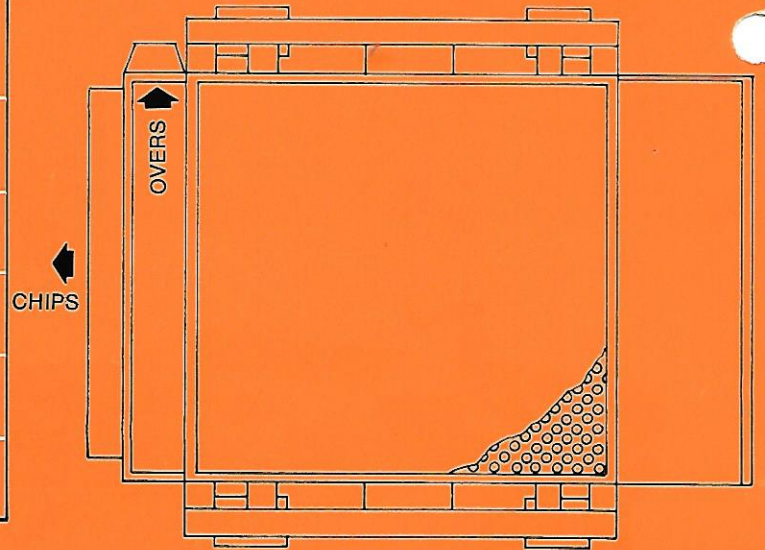
Drive consists of a simple V-belt to a balanced flywheel . . . no expensive gear box. Screen box is suspended on heavy duty rod end bearings!



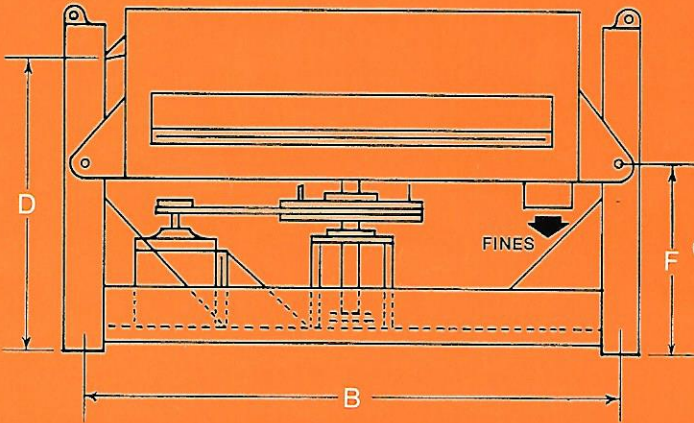
CHIP SCREENS

DIMENSIONS (inches)

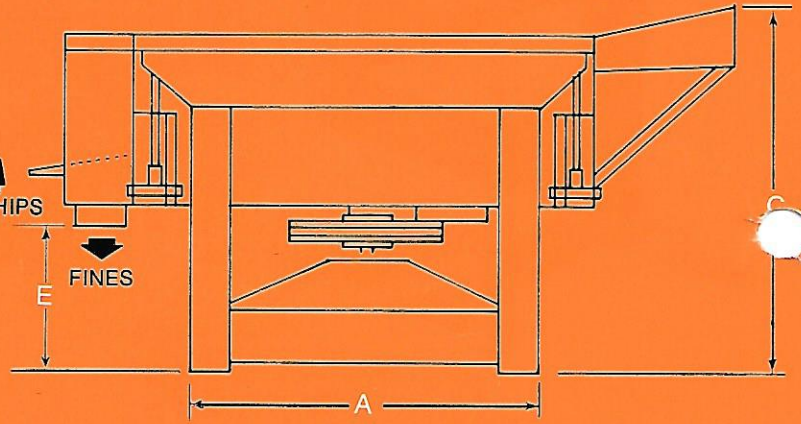
Model No.	A	B	C	D	E	F
CS-26	61½	83	51	35	21	27
CS-27	73½	95	56½	39½	24⅝	32⅞
CS-28	85½	107	56½	39	24⅝	31⅞
CS-30	109½	131	62	42¼	28⅞	36



TOP VIEW



FRONT VIEW



SIDE VIEW

Optional discharge arrangements available on all screens.

SPECIFICATIONS

MODEL NUMBER	CAPACITY (UPH)	SCREEN SURFACE (SIZE IN INCHES)	HP REQUIRED	APPROXIMATE WEIGHT (LB.)
CS-26	10	72 x 72	3	2625
CS-27	16	84 x 84	5	3500
CS-28	22	96 x 96	5	4925
CS-30	30	120 x 120	7.5	6950

SODERHAMN
MACHINE MANUFACTURING COMPANY

A DIVISION OF KOCKUM INDUSTRIES, INC.

P.O. BOX 19358, PORTLAND, ORE. 87219
PO. BOX 978, TALLADEGA, ALA. 35160